
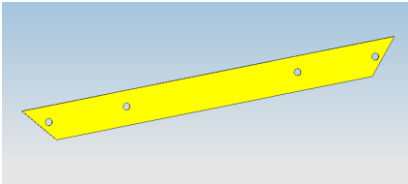
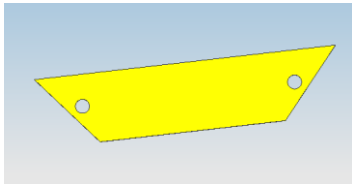

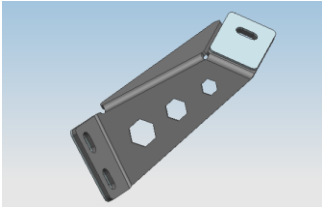
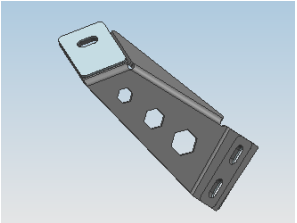
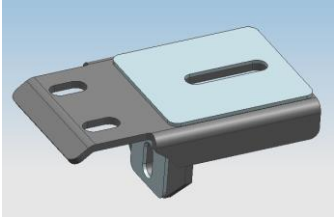
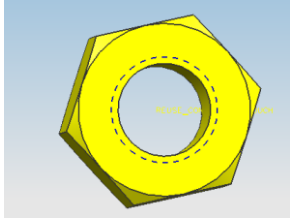
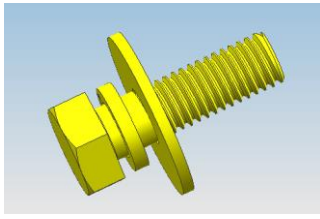
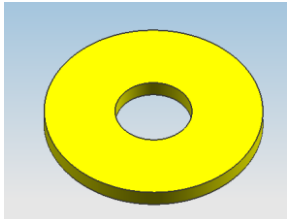
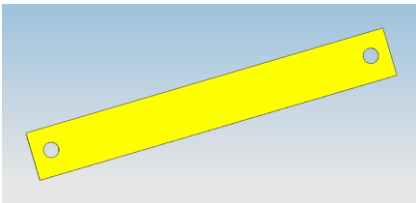


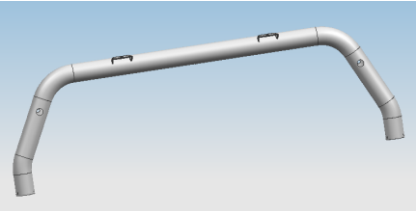
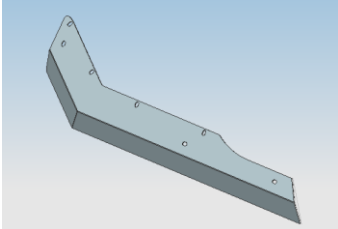
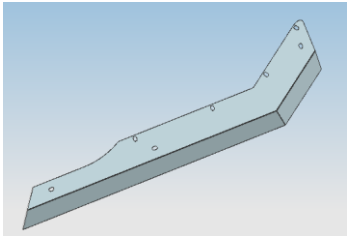
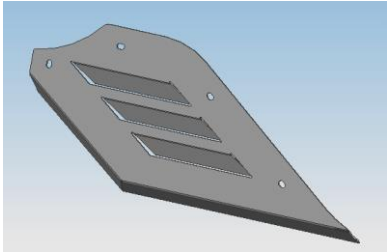



PW027863-ML ROLL BAR FOR FORD RANGER 12-18


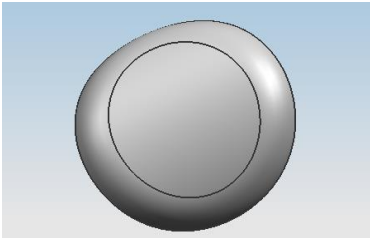

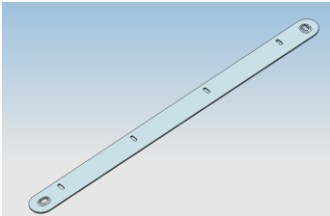
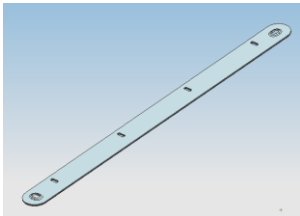
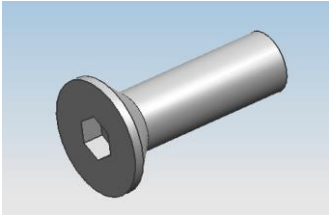
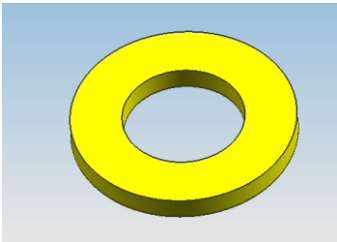
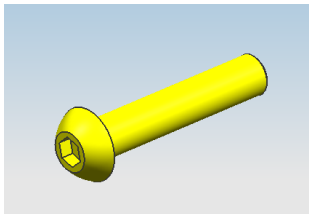
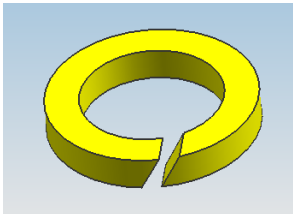
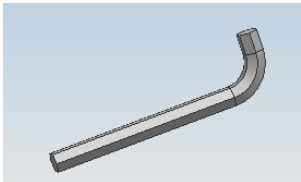
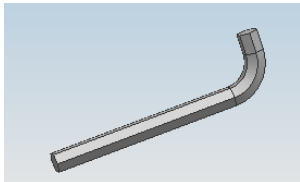
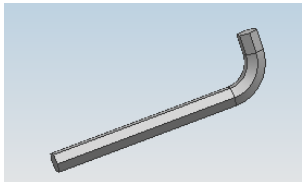
Parts list

NO.	QTY	PICTURE	NO.	QTY	PICTURE	NO.	QTY	PICTURE
①	1	 <p>ROOF BASKET</p>	②	1	 <p>YELLOW PLASTIC PLATE (LONG)</p>	③	2	 <p>YELLOW PLASTIC PLATE (SHORT)</p>
④	8	 <p>HEXAGON FLANGE NUT M6</p>	⑤	1	 <p>CONNECT PLATE 2 (L)</p>	⑥	1	 <p>CONNECT PLATE 2 (R)</p>

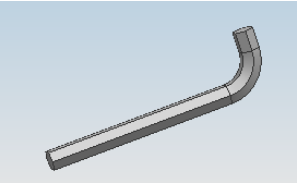
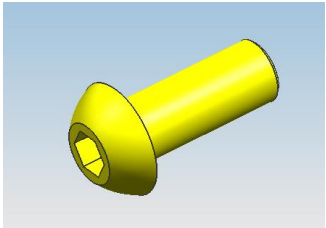
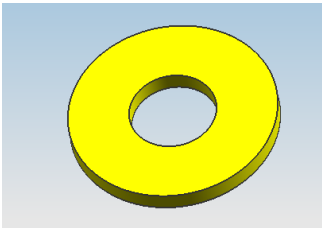

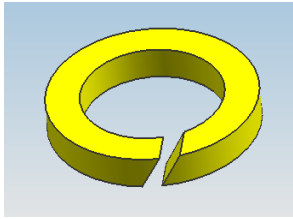
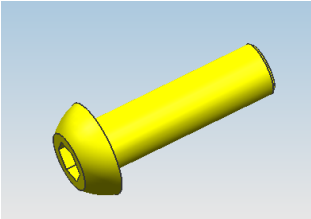
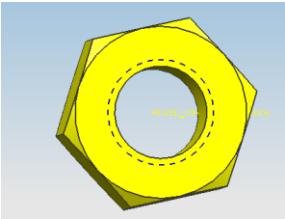
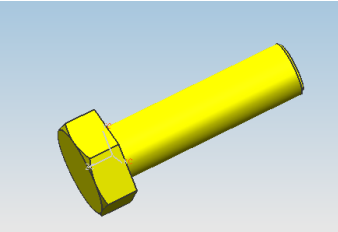
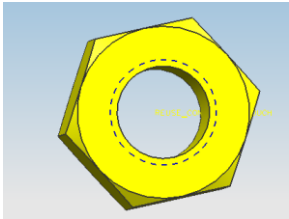
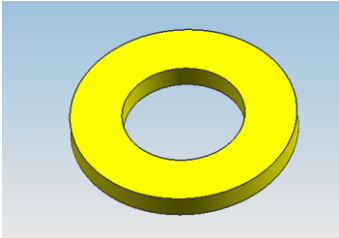
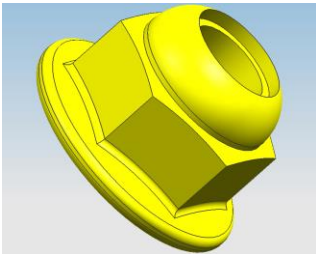

SIMPLE INSTRUCTION

7	2		8	4		9	14	
		CONNECT PLATE 1			HEX NUT M8			ASSEMBLY BOLT 8*25
10	4		11	2		12	1	
		WASHER D8			YELLOW PLASTIC PLATE			SIDE TUBE (L)
13	1		14	1		15	1	
		SIDE TUBE (R)			MAIN TUBE			LEFT DECORATE PLATE 2
16	1		17	1		18	1	
		RIGHT DECORATE PLATE 2			DECORATE PLATE 1 (L)			DECORATE PLATE 1 (R)

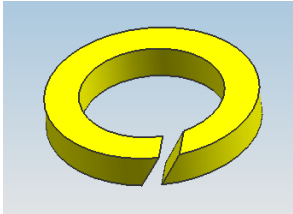
SIMPLE INSTRUCTION

19	2	 <p style="text-align: center;">GUM COVER 1</p>	20	2	 <p style="text-align: center;">RUBBER PLUM</p>	21	2	 <p style="text-align: center;">GUM COVER 2</p>
22	1	 <p style="text-align: center;">AMOUNTING BASE (L)</p>	23	1	 <p style="text-align: center;">AMOUNTING BASE (R)</p>	24	4	 <p style="text-align: center;">HEXAGON SOCKET HEAD SCREW M12*40</p>
25	2	 <p style="text-align: center;">FLAT WASHER D12</p>	26	2	 <p style="text-align: center;">HEXAGON SOCKET HEAD SCREW M12*40</p>	27	10	 <p style="text-align: center;">SPRING WASHER D10</p>
28	1	 <p style="text-align: center;">ALLEN WRENCH S=4</p>	29	1	 <p style="text-align: center;">ALLEN WRENCH S=5</p>	30	1	 <p style="text-align: center;">ALLEN WRENCH S=8</p>

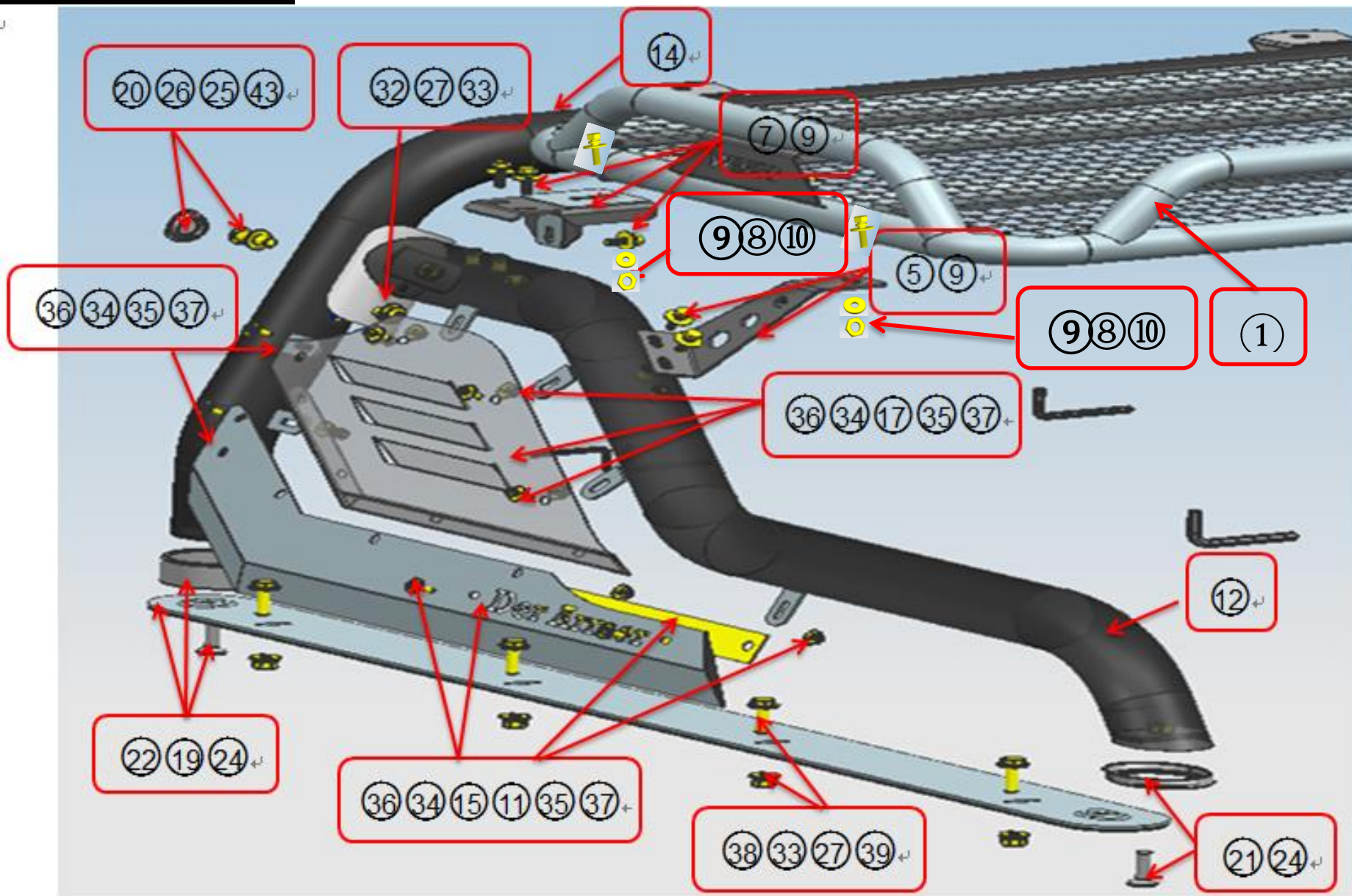
SIMPLE INSTRUCTION

31	1	 ALLEN WRENCH S=6	32	2	 HEXAGON SOCKET HEAD SCREW M10*25	33	18	 WASHER D10
34	28	 BIG WASHER D6	35	1 4	 SPRING WASHER D6	36	14	 HEXAGON SOCKET HEAD SCREW M6*20
37	14	 HEX NUT M6	38	8	 HEX BOLT M10*35	39	8	 HEX NUT M10
40	8	 FLAT WASHER D12	41	8	 HEXAGON LOCK NUT M6	42	8	 HEXAGON SOCKET HEAD SCREW M6*15

S I M P L E I N S T R U C T I O N

43	2	 SPRING WASHER D12						
----	---	--	--	--	--	--	--	--

Installation pictures



SIMPLE INSTRUCTION

